




Match the Umbrella to the Cart




Match the Umbrella to the Cart





Match the Umbrella to the Cart





Match the Umbrella to the Cart





Match the Umbrella to the Cart





Match the Umbrella to the Cart




Match the Umbrella to the Cart




Match the Umbrella to the Cart




Match the Umbrella to the Cart




Match the Umbrella to the Cart








Match the Umbrella to the Cart












Match the Umbrella to the Cart
















Find the Correct Umbrella














Find the Correct Umbrella



Find the Correct Umbrella





Instructions

Cut out all the 12 cards, the Choice Boards and the individual picture cards and laminate them all. Place Velcro on the blank spaces on the Choice Boards and the blank spaces on the individual cards. Place Velcro also on the back of the individual picture cards. Place the picture cards in any random order on the Choice Board.

Taking one card at a time, the pupil must look at the colour of the cart on the left of the card, find the umbrella that matches that colour on the Choice Board and place it in the blank box next to the cart on the card.

Depending on the ability of the pupil, three different sized Choice Boards are included – one where they have to match only 6 umbrellas, one where they have to match 8 umbrellas and one where they have to match all 12 umbrellas.

This allows the teacher to initially focus on teaching the pupil just six colours at a time, eventually building up to matching all 12 colours.

For Your Information

Thank you for downloading this Seomra Ranga resource. We hope that you find it practical and useful in your classroom.

Please be aware of the following conditions before using this resource.

Please DO:

- Print and copy this resource so that you can use it with your pupils.
- Make this resource available to your pupils in a private enclosed online space eg. Google Classroom, Seesaw, Edublogs etc.
- Tell others if you have found it useful.

Please DO NOT:

- Copy or share this resource (in part or whole) with others who have not joined our website. By becoming a member for themselves, they will help the site develop into the future.
- Make this resource available on your school website for anyone to download.
- Share this resource with participants on any sort of course
- Share this resource with other teachers in online groups eg. Facebook Groups, WhatsApp Groups etc.

Kind regards, Seomra Ranga

Resources used in this file from:



<https://www.teacherspayteachers.com/Store/Hello-Literacy>



<https://www.teacherspayteachers.com/Store/Whimsy-Clips>



<https://www.teacherspayteachers.com/store/happy-clipart>



<https://www.teacherspayteachers.com/Store/Jax-And-Jake>