


Flags of the European Union



Austria



Belgium




Bulgaria




Croatia



Cyprus



Czechia



Denmark



Estonia



Finland



France



Germany



Greece



Hungary



Ireland



Italy




Latvia



Lithuania



Luxembourg



Malta



Netherlands



Poland



Portugal



Romania



Slovakia



Slovenia



Spain









Sweden







EU

Flags of the European Union



Write the name of the country under each flag

Flags of the European Union



Write the name of the country under each flag





Flags of the European Union

Austria	Belgium	Bulgaria	Croatia	Cyprus	Czechia
Denmark	Estonia	Finland	France	Germany	Greece
Hungary	Ireland	Italy	Latvia	Lithuania	Luxembourg
Malta	Netherlands	Poland	Portugal	Romania	SlovaKia
Slovenia	Spain	Sweden	EU	Paste the flag above the name of each country	

Flags of the European Union

Ireland	Netherlands	Bulgaria	Croatia	Sweden	Poland
Denmark	Estonia	Finland	Romania	Germany	Spain
Hungary	Austria	Slovenia	Latvia	Lithuania	Luxembourg
EU	Belgium	Czechia	Portugal	France	SlovaKia
Italy	Greece	Cyprus	Malta	Paste the flag above the name of each country	

Cut and paste these flags into the correct boxes



For Your Information

Thank you for downloading this Seomra Ranga resource. We hope that you find it practical and useful in your classroom.

Please be aware of the following conditions before using this resource.

Please DO:

- Print and copy this resource so that you can use it with your pupils.
- Make this resource available to your pupils in a private enclosed online space eg. Google Classroom, Seesaw, Edublogs etc.
- Tell others if you have found it useful.

Please DO NOT:

- Copy or share this resource (in part or whole) with others who have not joined our website. By becoming a member for themselves, they will help the site develop into the future.
- Make this resource available on your school website for anyone to download.
- Share this resource with participants on any sort of course
- Share this resource with other teachers in online groups eg. Facebook Groups, WhatsApp Groups etc.

Kind regards, Seomra Ranga

