



# Easter Line-Ups

This resource focuses on ordinal numbers and positional language which can pose some difficulties for younger pupils and SEN pupils.

This pack includes six worksheets for pupils to practise these essential skills. Easter-themed images have to be cut, practising fine motor skills, and placed in the correct positions using the instructions.

The worksheets include language like first, last, third, before, beside, after, between.

If the pupils are able, they can read the instructions independently and follow the directions. Alternatively, the teacher can read the directions aloud and pupils follow the directions accordingly.

# Easter Line-Ups 01

--	--	--	--	--	--

1. The bunny is first in line.

2. The daffodil is third in line.





3. The lamb is next to the bunny.

4. The chick is last in line.

5. The Easter egg is beside the daffodil.

6. The basket is between the Easter egg and the chick.

Cut out  
these  
pictures



# Easter Line-Ups 02

--	--	--	--	--	--

1. The chocolate lollipop is last in line.

2. The pack of eggs is third in line.





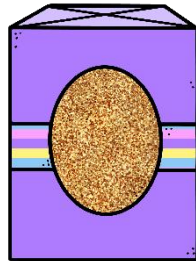
3. The Easter Egg is next to the chocolate lollipop.

4. The tulip is first in line.

5. The hatching chick is beside the tulip.

6. The chocolate bunny is between the pack of eggs and the Easter Egg.

Cut out  
these  
pictures



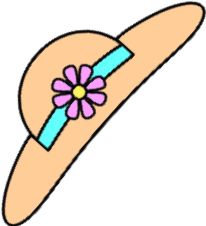
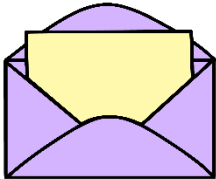

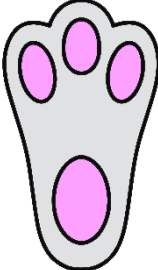


# Easter Line-Ups 03

--	--	--	--	--	--

1. The daffodil is fifth in line.	2. The carrot is first in line.
3. The jar of eggs is last in line.	4. The bunny footprint is after the carrot.
5. The Easter bonnet is before the daffodil.	6. The Easter card is between the bunny footprint and the Easter bonnet.

Cut out these pictures



					
---	---	---	---	---	---

# Easter Line-Ups 04

--	--	--	--	--	--

1. The chick is second in line.

2. The Easter Egg is last in line.

3. The bunny is after the chick.

4. The lollipop is before the Easter Egg.





5. The pack of eggs is before the chick.

6. The basket is between the bunny and the lollipop.

 Seomra Ranga

© Seomra Ranga 2026 [www.seomraranga.com](http://www.seomraranga.com)

Cut out  
these  
pictures



# Easter Line-Ups 05

--	--	--	--	--	--

1. The hatching chick is fourth in line.

2. The daffodil is sixth in line.



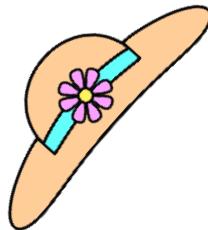

3. The Easter bonnet is first in line.

4. The tulip is third in line.

5. The chocolate bunny is fifth in line.

6. The carrot is second in line.

Cut out  
these  
pictures



# Easter Line-Ups 06

--	--	--	--	--	--

1. The daffodil is 2nd in line.

2. The Easter card is 4th in line.



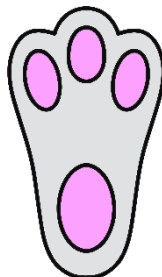

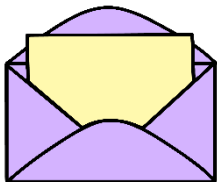
3. The jar of eggs is 5th in line.

4. The Easter egg is 3rd in line.

5. The bunny footprint is 1st in line.

6. The lamb is 6th in line.

Cut out  
these  
pictures





## For Your Information

Thank you for downloading this Seomra Ranga resource. We hope that you find it practical and useful in your classroom.

Please be aware of the following conditions before using this resource.

### Please DO:

- Print and copy this resource so that you can use it with your pupils.
- Make this resource available to your pupils in a private enclosed online space eg. Google Classroom, Seesaw, Edublogs etc.
- Tell others if you have found it useful.

### Please DO NOT:

- Copy or share this resource (in part or whole) with others who have not joined our website. By becoming a member for themselves, they will help the site develop into the future.
- Make this resource available on your school website for anyone to download.
- Share this resource with participants on any sort of course
- Share this resource with other teachers in online groups eg. Facebook Groups, WhatsApp Groups etc.

Kind regards, Seomra Ranga

Resources used in this file from:



<https://www.teacherspayteachers.com/Store/Hello-Literacy>



<https://www.teacherspayteachers.com/store/pink-cat-studio>



<https://www.teacherspayteachers.com/store/whimsy-clips>



<https://www.teacherspayteachers.com/store/educlips-clip-art>



<https://www.teacherspayteachers.com/Store/Johnnys-Clipart>