

Winter Line-Ups

This resource focuses on ordinal numbers and positional language which can pose some difficulties for younger pupils and AEN pupils.

This pack includes six worksheets for pupils to practise these essential skills. Winter-themed images have to be cut, practising fine motor skills, and glued in the correct positions using the instructions.

The worksheets include language like first, last, third, before, beside, after, between.



If the pupils are able, they can read the instructions independently and follow the directions. Alternatively, the teacher can read the directions aloud and pupils follow the directions accordingly.

Winter Line-Ups 01

--	--	--	--	--	--

1. The snowflake is first in line.	2. The snowball is third in line.
3. The sled is next to the snowflake.	4. The hat is last in line.
5. The snowman is beside the hat.	6. The boots are between the snowball and the snowman.

Cut out
these
pictures


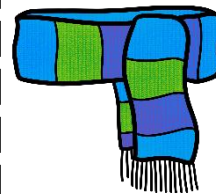


Winter Line-Ups 02

--	--	--	--	--	--

1. The ear muffs are last in line.	2. The coat is third in line.
3. The gloves are next to the ear muffs.	4. The scarf is first in line.
5. The tree is beside the scarf.	6. The snow angel is between the coat and the gloves.

Cut out
these
pictures



Winter Line-Ups 03

--	--	--	--	--	--

1. The umbrella is fifth in line.	2. The coffee is first in line.
3. The snowman is last in line.	4. The mittens are after the coffee.
5. The rain is before the umbrella.	6. The boots are between the mittens and the rain.

Cut out
these
pictures



Winter Line-Ups 04

--	--	--	--	--	--

1. The snowman is second in line.

2. The coat is last in line.


3. The sled is after the snowman.

4. The hat is before the coat.

5. The tree is before the snowman.

6. The gloves are between the sled and the hat.

Cut out
these
pictures




Winter Line-Ups 05

--	--	--	--	--	--

1. The coffee is fourth in line.	2. The snowball is sixth in line.
3. The snowman is first in line.	4. The umbrella is third in line.
5. The mittens are fifth in line.	6. The boots are second in line.

Cut out
these
pictures

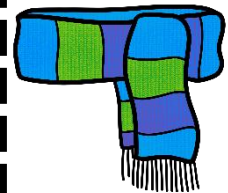



Winter Line-Ups 06

--	--	--	--	--	--

1. The coat is 2nd in line.	2. The tree is 4th in line.
3. The rain is 5th in line.	4. The hat is 3rd in line.
5. The boots are 1st in line.	6. The scarf is 6th in line.

Cut out
these
pictures



For Your Information

Thank you for downloading this Seomra Ranga resource. We hope that you find it practical and useful in your classroom.

Please be aware of the following conditions before using this resource.

Please DO:

- Print and copy this resource so that you can use it with your pupils.
- Make this resource available to your pupils in a private enclosed online space eg. Google Classroom, Seesaw, Edublogs etc.
- Tell others if you have found it useful.

Please DO NOT:

- Copy or share this resource (in part or whole) with others who have not joined our website. By becoming a member for themselves, they will help the site develop into the future.
- Make this resource available on your school website for anyone to download.
- Share this resource with participants on any sort of course
- Share this resource with other teachers in online groups eg. Facebook Groups, WhatsApp Groups etc.

Kind regards, Seomra Ranga

Resources used in this file from:



<https://www.teacherspayteachers.com/Store/Hello-Literacy>



<https://www.teacherspayteachers.com/Store/Jax-And-Jake>



<https://www.teacherspayteachers.com/store/whimsy-clips>



<https://www.teacherspayteachers.com/store/educlips-clip-art>



<https://www.teacherspayteachers.com/store/clipartino>



<https://www.teacherspayteachers.com/store/p4-clips-trioriginals>