




Two
furry



Three
funny




Four
happy




Five
singing




**Six
tiny**



**Seven
wobbly**



**Eight
scary**



**Nine
silly**




Santas



reindeer



elves



babies



snowmen



boys



carol
singers



girls

swim

yell

eat

cry

sleep

fall

trip


jump



on the
tree.




in my
stocking.



near the
candle.




on the
present.




in the
sleigh.



on the
sack.



under the
mistletoe.



on the
chimney.



Use these colour coded strips to show pupils in what order to place the cards in order to make the silly sentence.

For Your Information

Thank you for downloading this Seomra Ranga resource. We hope that you find it practical and useful in your classroom.

Please be aware of the following conditions before using this resource.

Please DO:

- Print and copy this resource so that you can use it with your pupils.
- Make this resource available to your pupils in a private enclosed online space eg. Google Classroom, Seesaw, Edublogs etc.
- Tell others if you have found it useful.

Please DO NOT:

- Copy or share this resource (in part or whole) with others who have not joined our website. By becoming a member for themselves, they will help the site develop into the future.
- Make this resource available on your school website for anyone to download.
- Share this resource with participants on any sort of course
- Share this resource with other teachers in online groups eg. Facebook Groups, WhatsApp Groups etc.

Kind regards, Seomra Ranga

Resources used in this file from:



[https://www.teacherspayteachers.com/
Store/Hello-Literacy](https://www.teacherspayteachers.com/Store/Hello-Literacy)



[https://www.teacherspayteachers.com/
Store/Educlips](https://www.teacherspayteachers.com/Store/Educlips)



[https://www.teacherspayteachers.com/
store/dancing-crayon-designs](https://www.teacherspayteachers.com/store/dancing-crayon-designs)