






The Meaning of ADVENT






ADVENT




The word "Advent" comes from the Latin word "Adventus" which means "coming".

The season of Advent covers the four weeks before Christmas. During these four weeks we are preparing for the celebration of the birthday of Jesus.






ADVENT




During Advent we are asked in the readings at mass to prepare the way of the Lord. Preparations are important at Christmastime. We prepare at home, in school and at the church. But the most important preparation is the preparation of our hearts.







ADVENT



We make room for Jesus in our hearts by loving as Jesus did, by being kind, forgiving, sharing, caring, and being obedient. During Advent, we can prepare the way of the Lord by repenting and saying sorry for our sins.





ADVENT

COME, LORD JESUS

Obey

Love

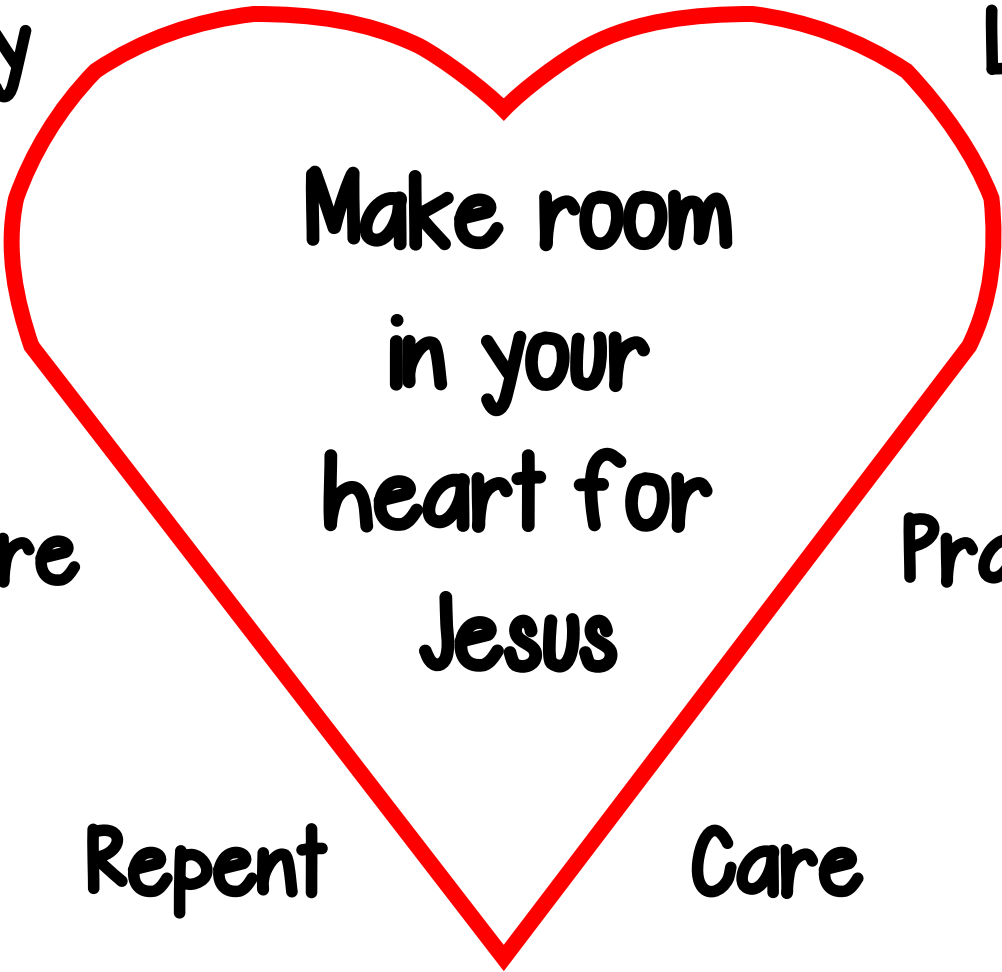
Share

Pray

Repent



Care

Forgive



Make room
in your
heart for
Jesus







ADVENT WREATH

The Advent Wreath is a very old custom that originally came from Germany. It is made of evergreens bounded to a circle of wire. Five candles are placed on the wreath, four along the outside and one in the centre. The candles along the outside are equally spaced apart. Three of these are purple and one is rose coloured. The candle in the centre is white.







ADVENT WREATH

The circle reminds us that God's love has no beginning and no end. The green leaves remind us that God's love never changes. One candle is lit on each Sunday of Advent. The rose coloured candle is lit on the third Sunday of Advent, sometimes known as Gaudete Sunday. The white candle in the centre of the wreath is lit at Christmas to symbolise the birth of Jesus.

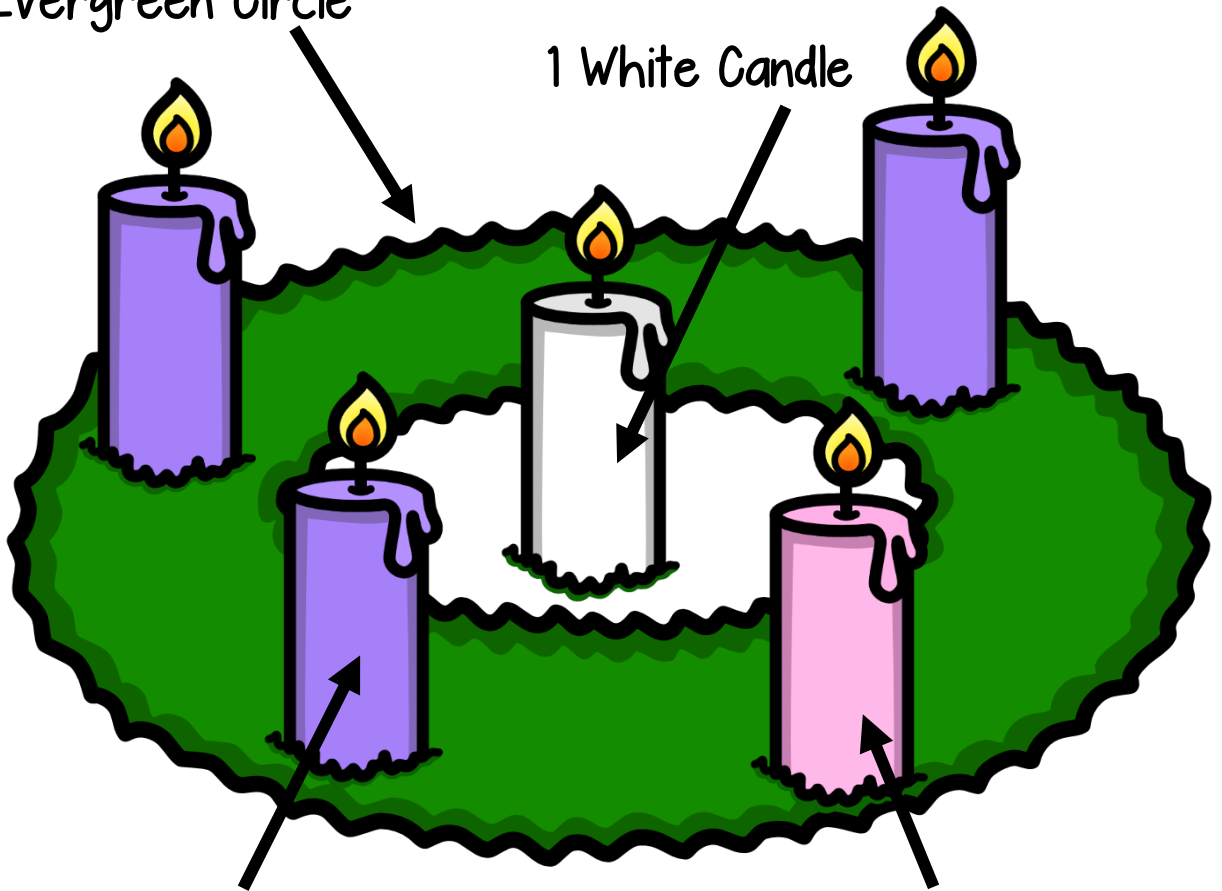




ADVENT WREATH

Evergreen Circle


1 White Candle




3 Purple Candles

1 Rose Candle





For Your Information



Thank you for downloading this Seomra Ranga resource. We hope that you find it practical and useful in your classroom.

Please be aware of the following conditions before using this resource.



Please DO:

- Print and copy this resource so that you can use it with your pupils.
- Make this resource available to your pupils in a private enclosed online space eg. Google Classroom, Seesaw, Edublogs etc.
- Tell others if you have found it useful.

Please DO NOT:

- Copy or share this resource (in part or whole) with others who have not joined our website. By becoming a member for themselves, they will help the site develop into the future.
- Make this resource available on your school website for anyone to download.
- Share this resource with participants on any sort of course
- Share this resource with other teachers in online groups eg. Facebook Groups, WhatsApp Groups etc.

Kind regards, Seomra Ranga



Resources used in this file from:



<https://www.teacherspayteachers.com/Store/Hello-Literacy>



<https://www.teacherspayteachers.com/Store/Darrakadisha>



<https://www.teacherspayteachers.com/store/deeder-do-designs>



<https://www.teacherspayteachers.com/store/educlips-clip-art>