

Valentine

Write the Room







Name: _____







Date: _____



Find the pictures around the room and
write the word beside the picture below

No. 1

2.	
4.	
5.	
6.	
9.	
12.	

14.	
17.	
18.	
19.	
22.	
27.	

Valentine

Write the Room







Name: _____

Date: _____



Find the pictures around the room and
write the word beside the picture below

No. 2

4.	
6.	
8.	
10.	
11.	
12.	

13.	
15.	
17.	
24.	
25.	
27.	

Valentine

Write the Room

Name: _____







Date: _____



Find the pictures around the room and
write the word beside the picture below

No. 3

3.	
4.	
6.	
10.	
13.	
15.	

18.	
19.	
22.	
23.	
24.	
31.	

Valentine

Write the Room







Name: _____







Date: _____



Find the pictures around the room and
write the word beside the picture below

No. 4

2.	
3.	
4.	
8.	
9.	
10.	

20.	
22.	
23.	
26.	
27.	
32.	

Valentine

Write the Room







Name: _____







Date: _____



Find the pictures around the room and
write the word beside the picture below

No. 5

1.	
5.	
8.	
4.	
10.	
17.	

14.	
24.	
27.	
28.	
29.	
30.	

Valentine

Write the Room







Name: _____



Date: _____



Find the pictures around the room and
write the word beside the picture below

No. 6

1.	
2.	
3.	
4.	
5.	
12.	

13.	
17.	
19.	
21.	
22.	
26.	

Valentine

Write the Room







Name: _____







Date: _____



Find the pictures around the room and
write the word beside the picture below

No. 7

1.	
3.	
7.	
8.	
9.	
10.	

13.	
15.	
19.	
20.	
29.	
32.	

Valentine

Write the Room







Name: _____







Date: _____



Find the pictures around the room and
write the word beside the picture below

No. 8

1.	
8.	
11.	
13.	
18.	
19.	

22.	
25.	
26.	
27.	
28.	
31.	

Valentine

Write the Room







Name: _____

Date: _____



Find the pictures around the room and
write the word beside the picture below

No. 9

3.	
4.	
9.	
11.	
16.	
17.	

20.	
21.	
23.	
25.	
28.	
30.	

Valentine

Write the Room

Name: _____

Date: _____



Find the pictures around the room and
write the word beside the picture below

No. 10

1.	
5.	
6.	
7.	
9.	
12.	

14.	
20.	
23.	
24.	
25.	
28.	

Valentine

Write the Room

Name: _____

Date: _____



Find the pictures around the room and
write the word beside the picture below

No. 11

1.		17.	
4.		22.	
6.		24.	
11.		25.	

Valentine

Write the Room





Name: _____





Date: _____



Find the pictures around the room and
write the word beside the picture below

No. 12

12.	
15.	
16.	
17.	

23.	
26.	
31.	
32.	

Valentine

Write the Room









Name: _____

Date: _____



Find the pictures around the room and
write the word beside the picture below

No. 13

1.		18.	
4.		25.	
13.		27.	
15.		31.	

Valentine

Write the Room





Name: _____





Date: _____



Find the pictures around the room and
write the word beside the picture below

No. 14

13.	
14.	
17.	
21.	

22.	
23.	
26.	
30.	

Valentine

Write the Room





Name: _____





Date: _____



Find the pictures around the room and
write the word beside the picture below

No. 15

3.	
8.	
14.	
17.	

26.	
30.	
31.	
32.	

Valentine

Write the Room









Name: _____

Date: _____



Find the pictures around the room and
write the word beside the picture below

No. 16

2.		16.	
8.		17.	
10.		29.	
11.		30.	

Valentine

Write the Room







Name: _____

Date: _____



Find the pictures around the room and
write the word beside the picture below

No. 17

5.		12.	
9.		19.	
10.		21.	

Valentine

Write the Room




Name: _____




Date: _____



Find the pictures around the room and
write the word beside the picture below

No. 18

6.	
9.	
14.	

21.	
24.	
31.	

Valentine

Write the Room







Name: _____

Date: _____



Find the pictures around the room and
write the word beside the picture below

No. 19

1.		26.	
10.		27.	
15.		31.	

Valentine

Write the Room

Name: _____




Date: _____



Find the pictures around the room and
write the word beside the picture below

No. 20

5.	
6.	
7.	

9.	
12.	
22.	

Playing the Game

Write the Room is a fun activity to do at any time of the year. This seasonal Write the Room activity is aimed at younger pupils with a focus on seasonal vocabulary. The activity is based on 32 seasonal Valentine image cards where pupils have to read and record the name of the item on each card. There are 10 different worksheets based on these cards as well as 10 more differentiated worksheets.

Cut out the 32 image cards which are all numbered and have a seasonal image and a word label, and laminate them so that they can be used again. Place these cards in different locations all around the room – this is the fun part as it becomes like a treasure hunt with the pupils searching for the cards. In this way, this activity is a great opportunity for giving everyone in the class a movement break.

Worksheets 1-10 get pupils to find and locate 10 different cards around the room. Both a number and an image cue are given to help the pupils. When they find the card, they read the name of the seasonal item on the card and write the word beside the same number and image on their worksheet. If a pupil gets through this activity quickly, they can be given another worksheet with another 10 random cards to find.

If a pupil is less able, differentiated worksheets are included in the download – there are six worksheets where pupils have to find 8 cards and four worksheets where pupils have to find 6 cards. The teacher can judge which worksheet best suits a particular pupil. Pupils could also work in pairs doing this activity.

For Your Information

Thank you for downloading this Seomra Ranga resource. We hope that you find it practical and useful in your classroom.

Please be aware of the following conditions before using this resource.

Please DO:

- Print and copy this resource so that you can use it with your pupils.
- Make this resource available to your pupils in a private enclosed online space eg. Google Classroom, Seesaw, Edublogs etc.
- Tell others if you have found it useful.

Please DO NOT:

- Copy or share this resource (in part or whole) with others who have not joined our website. By becoming a member for themselves, they will help the site develop into the future.
- Make this resource available on your school website for anyone to download.
- Share this resource with participants on any sort of course
- Share this resource with other teachers in online groups eg. Facebook Groups, WhatsApp Groups etc.

Kind regards, Seomra Ranga

Resources used in this file from:



<https://www.teacherspayteachers.com/Store/Hello-Literacy>



<https://www.teacherspayteachers.com/Store/Jax-And-Jake>



<https://www.teacherspayteachers.com/store/bunny-on-a-cloud>



<https://www.teacherspayteachers.com/store/krista-wallden-creative-clips-clipart>



<https://www.teacherspayteachers.com/store/rainbow-sprinkle-studio-sasha-mitten>



<https://www.teacherspayteachers.com/store/happy-clipart>



<https://www.teacherspayteachers.com/store/educlips-clip-art>



<https://www.teacherspayteachers.com/store/creating4-the-classroom-clipart>



<https://www.teacherspayteachers.com/store/clipartino>



<https://www.teacherspayteachers.com/store/littlered>