

Pink Things

Date:

Name:



jumper

book

scarf



boots

balloon

runners



tree

bucket

paint



book

cap

marker



wool

chair

cupcake



gloves

bag

scarf



hat

bag

cap



gloves

balloon

boots



paper

coat

shorts



runners

wool

t-shirt



hat

socks

shorts



thread

crayon

ball

Pink Things

Date: _____

Name: _____



car
bicycle
stool



coat
t-shirt
book



bucket
cap
crayon



grass
rose
runners



cap
tie
ball



tie
shirt
hat



hat
shoes
plate



flamingo
shoes
balloon



hat
wool
bottle



hat
ice-cream
chair



mug
hat
bottle



boots
gloves
coat

Pink Things

Date:

Name:



shorts

coat

ice-pop



chair

car

stool



crayon

spoon

marker



ball

brush

bowl



bucket

chair

brush



stool

button

rose

ANSWERS

Date:

Name:



jumper

book

scarf



boots

balloon

runners



tree

bucket

paint



book

cap

marker



wool

chair

cupcake



gloves

bag

scarf



hat

bag

cap



gloves

balloon

boots



paper

coat

shorts



runners

wool

t-shirt



hat

socks

shorts



thread

crayon

ball

ANSWERS

Date:

Name:



car
bicycle
stool



coat
t-shirt
book



bucket
cap
crayon



grass
rose
runners



cap
tie
ball



tie
shirt
hat



hat
shoes
plate



flamingo
shoes
balloon



hat
wool
bottle



hat
ice-cream
chair



mug
hat
bottle



boots
gloves
coat

ANSWERS

Date:

Name:



shorts

coat

ice-pop



chair

car

stool



crayon

spoon

marker



ball

brush

bowl



bucket

chair

brush



stool

button

rose

Pink Things

Date:

Name:



Pink Things

Date:



Name:



Pink Things

Date:

Name:



brush	bucket	ice-pop	balloon	t-shirt
coat	mug	shorts	ball	cap
hat	gloves	socks	spoon	car
bag	bowl	rose	wool	scarf
ice-cream	shoes	thread	crayon	chair
boots	cupcake	stool	bottle	tie

ANSWERS

Date:

Name:



bag



boots



wool



thread



socks



cap



bucket



shorts



cupcake



gloves



balloon



scarf

ANSWERS

Date:

Name:



hat



bottle



tie



mug



ball



car



coat



shoes



crayon



ice-cream



rose



t-shirt

ANSWERS

Date:

Name:



brush



chair



spoon



stool



bowl



ice-pop

brush	bucket	ice-pop	balloon	t-shirt
coat	mug	shorts	ball	cap
hat	gloves	socks	spoon	car
bag	bowl	rose	wool	scarf
ice-cream	shoes	thread	crayon	chair
boots	cupcake	stool	bottle	tie

Pink Things

Date:

Name:

cupcake

hat

spoon

mug

chair

shoes

coat

boots

ball

brush

car

tie

Pink Things

Date:

Name:

ice-pop

bowl

scarf

rose

shorts

gloves

bucket

crayon

stool

t-shirt

socks

thread

Pink Things

Date:

Name:

bag


ice-cream

cap

wool

balloon

bottle



Cut and paste:





Cut and paste:



ANSWERS

Date:

Name:



cupcake



hat



spoon



mug



chair



shoes



coat



boots



ball



brush



car



tie

ANSWERS

Date:

Name:



ice-pop



bowl



scarf



rose



shorts



gloves



bucket



crayon



stool



t-shirt



socks



thread

ANSWERS

Date:

Name:



bag



ice-cream



cap



wool



balloon



bottle

For Your Information

This resource contains three different ways for you to assess Pink things vocabulary that pupils have learned:

1. Pupils highlight the correct answer out of the three options given for each picture (pages 1-3)
2. Pupils write the answer under each picture – all of the spellings are provided for them (pages 7-9)
3. Pupils cut and paste the pictures into the correct boxes beside the vocabulary (pages 13-17)

These resources could also be used as end of lesson activities rather than formal assessments.

For Your Information

Thank you for downloading this Seomra Ranga resource. We hope that you find it practical and useful in your classroom.

Please be aware of the following conditions before using this resource.

Please DO:

- Print and copy this resource so that you can use it with your pupils.
- Make this resource available to your pupils in a private enclosed online space eg. Google Classroom, Seesaw, Edublogs etc.
- Tell others if you have found it useful.

Please DO NOT:

- Copy or share this resource (in part or whole) with others who have not joined our website. By becoming a member for themselves, they will help the site develop into the future.
- Make this resource available on your school website for anyone to download.
- Share this resource with participants on any sort of course
- Share this resource with other teachers in online groups eg. Facebook Groups, WhatsApp Groups etc.

Kind regards, Seomra Ranga

Resources used in this file from:



<https://www.teacherspayteachers.com/Store/Hello-Literacy>



<https://www.teacherspayteachers.com/Store/Jax-And-Jake>



<https://www.teacherspayteachers.com/Store/Johnnys-Clipart>



<https://depositphotos.com/>