







Pink and Not Pink Sorting







Pink Things

Put all the things that are Pink here








Not Pink Things

Put all the things that are Not Pink here









Pink Things

Put all the things that are Pink here



Not Pink Things

Put all the things that are Not Pink here



Pink Things

Put all the things that are Pink here

Not Pink Things

Put all the things that are Not Pink here

Make Your Choice

<input type="checkbox"/>	<input type="checkbox"/>	<input type="checkbox"/>	<input type="checkbox"/>
<input type="checkbox"/>	<input type="checkbox"/>	<input type="checkbox"/>	<input type="checkbox"/>

Make Your Choice

<input type="checkbox"/>	<input type="checkbox"/>	<input type="checkbox"/>	<input type="checkbox"/>
<input type="checkbox"/>	<input type="checkbox"/>	<input type="checkbox"/>	<input type="checkbox"/>

Make Your Choice

Cut out and laminate these and stick them to the Choice Board using Velcro:



Cut out and laminate these and stick them to the Choice Board using Velcro:



Cut out and laminate these and stick them to the Choice Board using Velcro:



Cut out and laminate these and stick them to the Choice Board using Velcro:



How to Use This Resource

This resource is aimed at pupils in junior classes, AEN pupils or pupils with speech and language difficulties. The resource aims to help younger pupils to consolidate the concept of colour by getting them to sort the Pink and non-Pink coloured items using the sorting mats.

This resource also aims to encourage the development of oral language skills in the interaction between adult and the pupils while completing the activity.

Cut out the Sorting Mats, the Choice Boards and the small image cards and laminate them. Velcro should be attached to the empty boxes on the Sorting Mats, the Choice Boards and at the back of all the cut out small image cards with the Pink/non-Pink items.

I have included different ways of sorting according to the ability of the pupil. There are two Sorting Mats where pupils have to sort just 4 Pink and 4 non-Pink items; use the 8 space Choice Board for this activity. There is another where the pupil has to sort 6 Pink and 6 non-Pink items; use the 12 space Choice Board for this activity. Finally, there is the activity where the pupil has to sort 8 Pink and 8 non-Pink items; randomly place all of the picture cards on two 8-space Choice Boards.

I have also included two versions of the small image cards. One set is colour-coded with Pink and green borders to help pupils with matching in the initial stages. When pupils are competent with this, switch over to the set where all the borders are grey to see if they can still match the images.

When doing the activity, get the pupil to sort the objects by pulling them from the Choice Board and placing them into one of the spaces on the correct Sorting Mat.

For Your Information

Thank you for downloading this Seomra Ranga resource. We hope that you find it practical and useful in your classroom.

Please be aware of the following conditions before using this resource.

Please DO:

- Print and copy this resource so that you can use it with your pupils.
- Make this resource available to your pupils in a private enclosed online space eg. Google Classroom, Seesaw, Edublogs etc.
- Tell others if you have found it useful.

Please DO NOT:

- Copy or share this resource (in part or whole) with others who have not joined our website. By becoming a member for themselves, they will help the site develop into the future.
- Make this resource available on your school website for anyone to download.
- Share this resource with participants on any sort of course
- Share this resource with other teachers in online groups eg. Facebook Groups, WhatsApp Groups etc.

Kind regards, Seomra Ranga

Resources used in this file from:



[https://www.teacherspayteachers.com/
Store/Hello-Literacy](https://www.teacherspayteachers.com/Store/Hello-Literacy)



[https://www.teacherspayteachers.co
m/Store/Jax-And-Jake](https://www.teacherspayteachers.com/Store/Jax-And-Jake)



<https://depositphotos.com/>