



Match the Shadow





Match the Shadow




Match the Shadow




Match the Shadow





Match the Shadow




Match the Shadow




Match the Shadow




Match the Shadow




Match the Shadow




Match the Shadow













Match the Shadow












Match the Shadow



Find the Animal Shadow





For Your Information

Thank you for downloading this Seomra Ranga resource. We hope that you find it practical and useful in your classroom.

Please be aware of the following conditions before using this resource.

Please DO:

- Print and copy this resource so that you can use it with your pupils.
- Make this resource available to your pupils in a private enclosed online space eg. Google Classroom, Seesaw, Edublogs etc.
- Tell others if you have found it useful.

Please DO NOT:

- Copy or share this resource (in part or whole) with others who have not joined our website. By becoming a member for themselves, they will help the site develop into the future.
- Make this resource available on your school website for anyone to download.
- Share this resource with participants on any sort of course
- Share this resource with other teachers in online groups eg. Facebook Groups, WhatsApp Groups etc.

Kind regards, Seomra Ranga

Resources used in this file from:



<https://www.teacherspayteachers.com/Store/Hello-Literacy>



<https://www.teacherspayteachers.com/Store/Marcelles-Kg-Zone>



<https://www.teacherspayteachers.com/Store/Jax-And-Jake>



<https://www.teacherspayteachers.com/store/whimsy-clips>



<https://depositphotos.com/>

Instructions

Cut out all of the 12 cards, the Choice Board and the individual Shadow cards and laminate them all. Place Velcro on the blank spaces on the Choice Board and the blank spaces on the individual cards. Place Velcro also on the back of the individual Shadow cards. Place the Shadows in any random order on the Choice Board.

Taking one card at a time, the pupil must look at the picture of the farm animal on the left of the card, find the Shadow that matches that picture on the Choice Board and place it in the blank box next to the picture on the card.