

Winter Clothes Line-Ups

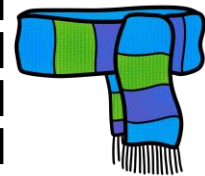
No. 1



--	--	--	--	--	--

1. The boots are first in line.	2. The hoodie is third in line.
3. The socks are next to the boots.	4. The jacket is last in line.
5. The hat is beside the jacket.	6. The scarf is between the hoodie and the hat.

Cut out
these
pictures



Winter Clothes Line-Ups

No. 2



--	--	--	--	--	--

1. The jeans are first in line.	2. The coat is third in line.
3. The shirt is next to the jeans.	4. The gloves are last in line.
5. The wellies are beside the gloves.	6. The beanie is between the coat and the wellies.

Cut out
these
pictures



Winter Clothes Line-Ups

No. 3



--	--	--	--	--	--

1. The cardigan is last in line.

2. The leggings are third in line.

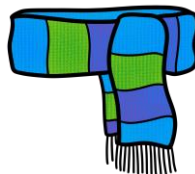
3. The raincoat is next to the cardigan.

4. The scarf is first in line.

5. The t-shirt is beside the scarf.

6. The jumper is between the leggings and the raincoat.

Cut out
these
pictures



Winter Clothes Line-Ups

No. 4



--	--	--	--	--	--

1. The shirt is fifth in line.

2. The coat is first in line.

3. The hoodie is last in line.

4. The boots are after the coat.

5. The socks are before the shirt.

6. The jeans are between the socks and the boots.

Cut out
these
pictures



Winter Clothes Line-Ups

No. 5



--	--	--	--	--	--

1. The wellies are second in line.

2. The t-shirt is last in line.

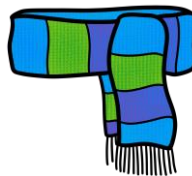
3. The scarf is after the wellies.

4. The gloves are before the t-shirt.

5. The leggings are before the wellies.

6. The beanie is between the scarf and the gloves.

Cut out
these
pictures



Winter Clothes Line-Ups

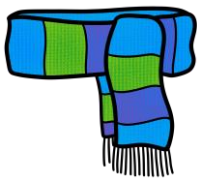
No. 6



--	--	--	--	--	--

1. The hat is fourth in line.	2. The raincoat is first in line.
3. The jacket is after the hat.	4. The scarf is last in line.
5. The cardigan is before the hat.	6. The jumper is between the raincoat and the cardigan.

Cut out
these
pictures



For Your Information

Thank you for downloading this Seomra Ranga resource. We hope that you find it practical and useful in your classroom.

Please be aware of the following conditions before using this resource.

Please DO:

- Print and copy this resource so that you can use it with your pupils.
- Make this resource available to your pupils in a private enclosed online space eg. Google Classroom, Seesaw, Edublogs etc.
- Tell others if you have found it useful.

Please DO NOT:

- Copy or share this resource (in part or whole) with others who have not joined our website. By becoming a member for themselves, they will help the site develop into the future.
- Make this resource available on your school website for anyone to download.
- Share this resource with participants on any sort of course
- Share this resource with other teachers in online groups eg. Facebook Groups, WhatsApp Groups etc.

Kind regards, Seomra Ranga

Resources used in this file from:



[https://www.teacherspayteachers.com/
Store/Hello-Literacy](https://www.teacherspayteachers.com/Store/Hello-Literacy)



[https://www.teacherspayteachers.com/
Store/Johnnys-Clipart](https://www.teacherspayteachers.com/Store/Johnnys-Clipart)



[https://www.teacherspayteachers.co
m/Store/Educlips](https://www.teacherspayteachers.com/Store/Educlips)



[https://www.teacherspayteachers.com/
store/clipartino](https://www.teacherspayteachers.com/store/clipartino)