


Unusual Art



Responding to the art
of four artists who use
unusual items to
create their art

Visual Arts

As well as creating pieces of art, pupils are required under each of the six Strands of the Irish Visual Arts curriculum to look at and respond to art created by others. These four lessons give pupils opportunities to “look at, enjoy and make a personal response” to unusual art created by four different artists using four unusual mediums to create their art.

Through these lessons, the pupil should be enabled to look at and talk about the work of artists by:

- describing what is happening in the art
- the choice of materials and tools and the effects that were intended
- what he/she feels about the art
- the techniques used by the artist and speculating on why they were chosen
- the most satisfactory elements or impact of the art

Bradley Hart



Bradley Hart is a New York-based Canadian artist who, instead of using paper or card or canvas for his paintings, uses bubble wrap! You'd wonder how he manages to create pieces of art using bubble wrap, but he has worked out a clever method.

He injects every single bubble on the bubble wrap with acrylic paint to create his art. He creates replicas of some of the greatest works of art using this method.

Bradley Hart

FACT

Bubble Wrap was first invented in 1957 and it was originally intended to be used as a kind of wallpaper!





Hart can use between 1800-2500 paint-filled syringes for one of his paintings. It can take him 4-5 days alone just to load all the syringes with the paint he needs.


The art that Bradley Hart creates is sometimes called “pixelated art” as it resembles “pixels” on a computer screen.

Bradley Hart

It can take Bradley Hart 3-4 weeks to complete a painting using this unique method. The Bubble Wrap creates two paintings – an “Injection Painting” and an “Impression Painting.”



Injection Painting



Impression Painting

Bradley Hart

Watch this video of Bradley Hart creating some of his art:

<https://www.youtube.com/watch?v=TefzpshBwwK&t=44s>


What do you think about
the art?

How difficult do you think
it is to create this art?

How is this art unusual?

Would you like to create
bubble wrap art?

Glory Zaitsev



Glory Zaitsev is a Russian artist who, instead of using pencils, paint or pens for his paintings, uses a staple gun and staples! You'd wonder how he manages to create pieces of art using staples, but he creates large masterpieces, especially images of animals.

As well as using staples, he also uses other unusual items to create pieces of art.

Glory Zaitsev

FACT

Staples were first invented in America in the 1860s as a means of fastening pieces of paper together using a small bendable piece of brass.



Zaitsev uses common staples in the same way that another artist uses paint – his “brush” is the stapler which he uses to insert the staples into the correct place.

To add some tone and colour to some of his “paintings”, Zaitsev sometimes uses different colour staples.

Glory Zaitsev

It can take Glory Zaitsev many hours to complete one of his pieces of art using this unique staples method. Occasionally, Zaisev uses other unique materials like nails, stampers, string and even dirt to create art.



Glory Zaitsev

Watch this video of Glory Zaitsev creating some of his art:

<https://www.youtube.com/watch?v=ZqQf73-iNNo>

What do you think about
the art?

How difficult do you think
it is to create this art?

How is this art unusual?

Would you like to create
art using just staples?

Ilana Yahav



Ilana Yahav, originally from Israel, has a really unusual way of creating art using dry sand. In the video for you to watch, she has created a story using sand as her illustrations. Her "canvas" is a table which is back lit so that you can see the scenes that she is creating.

The story is called "Home is Where the Heart Is". It has no narration, only the images created by Yahav by moving sand with her hand. See if you can follow the story in your mind.

Ilana Yahav

FACT

The art of pouring coloured sands and other pigments is referred to as "Sandpainting". Many social groupings around the world use sandpainting for religious rituals and ceremonies.



Modern Sandpainting, having its roots in ancient ritual sandpainting, like that practised by Yahav, is usually temporary and is usually shared as part of a live performance.

During a live performance, an overhead camera displays the emerging art work created by Yahav to her audience on a large screen.

Ilana Yahav

As Yahav's art work is usually shown as part of a live performance, music and lighting effects form important elements of the live show. Sometimes, original music is specially composed for the show.



Ilana Yahav

Watch this video of Ilana Yahav creating some of her art:

https://www.youtube.com/watch?v=_jfS2rybDOg

What do you think about
the art?

How difficult do you think
it is to create this art?

How is this art unusual?

Would you like to create
art using sand?

Stan Munro




Stan Munro is an unusual sculptor who creates fantastic sculptures out of common toothpicks! He is sometimes referred to as a "Toothpick Engineer" but he himself says that he is just an engineer.

The only materials that Stan Munro uses to create his sculptures are toothpicks, glue and some masking tape. He uses the masking tape to hold the structure together until the glue has dried.

Stan Munro

FACT

Toothpicks, usually made of wood and pointed at one or both ends, have been used since the 1860s as an instrument of dental cleaning, especially after a meal.



Munro estimates that he has used about 5 million toothpicks, 50 gallons of glue and 400 rolls of masking tape to create more than 120 different structures.

All the structures created by Stan Munro are built using the same 1:164 scale, ensuring great attention to detail.

Stan Munro

It can take Stan Munro anything from a couple of hours to a few months to complete a toothpick structure, depending on the complexity of the building. He has created replicas of famous buildings like the Eiffel Tower.



Stan Munro holds the world record for the longest toothpick structure, (a suspension bridge measuring 11.95m) and the largest display of toothpick structures (consisting of 101 structures).

Stan Munro signs all his Structures "I ♥ Suzi". (Suzi is his wife)

Stan Munro

Watch this video of Stan Munro creating some of his art:

<https://www.youtube.com/watch?v=VApCQx-EG9U>

What do you think about
the art?

How difficult do you think
it is to create this art?

How is this art unusual?

Would you like to create
art using toothpicks?

For Your Information

Thank you for downloading this Seomra Ranga resource. We hope that you find it practical and useful in your classroom.

Please be aware of the following conditions before using this resource.

Please DO:

- Print and copy this resource so that you can use it with your pupils.
- Make this resource available to your pupils in a private enclosed online space eg. Google Classroom, Seesaw, Edublogs etc.
- Tell others if you have found it useful.

Please DO NOT:


- Copy or share this resource (in part or whole) with others who have not joined our website. By becoming a member for themselves, they will help the site develop into the future.
- Make this resource available on your school website for anyone to download.
- Share this resource with participants on any sort of course
- Share this resource with other teachers in online groups eg. Facebook Groups, WhatsApp Groups etc.

Kind regards, Seomra Ranga

Links for the teacher:



<https://www.bradleyhart.ca/Artist.asp?ArtistID=37166&Akey=5BDJN8BK&ajx=1>



<https://www.sandfantasy.com/>



<https://toothpickworld.com/>

Resources used in this file from:



<https://www.teacherspayteachers.com/Store/Hello-Literacy>



<https://www.teacherspayteachers.com/Store/Clever-Cat-Creations>



<https://www.teacherspayteachers.com/Store/Hidesys-Clipart>



<https://www.teacherspayteachers.com/Store/Jax-And-Jake>



<https://depositphotos.com/>

TextGIRaffe

<https://www.textgiraffe.com/>