

# Green Things

Date:

Name:



jumper

book

tree



boots

balloon

runners



tree

shamrock

paint



book

hat

marker



wool

chair

button



leaf

bag

grass



mug

bottle

cap



gloves

balloon

boots



paper

coat

crayon



runners

bricks

t-shirt



hat

bag

shorts



car

crayon

ball

# Green Things

Date:

Name:



button

grass

tree



coat

t-shirt

book



bucket

cap

comb



grass

shamrock

runners



leaf

runners

bottles



mug

comb

hat



crayon

lime

plate



apple

paint

paper



hat

wool

bucket



chair

bricks

balloon



bricks

crayons

bottles



boots

gloves

buttons

# Green Things

Date:

Name:



shorts

coat

gloves



hat

car

paint



wool

cap

marker



ball

apple

lime



bucket

chair

boots



coat

button

grass



bow

ball

lime



mug

paint

scarf

# ANSWERS

Date:

Name:



jumper

book

tree



boots

balloon

runners



tree

shamrock

paint



book

hat

marker



wool

chair

button



leaf

bag

grass



mug

bottle

cap



gloves

balloon

boots



paper

coat

crayon



runners

bricks

t-shirt



hat

bag

shorts



car

crayon

ball



# ANSWERS

Date:

Name:



button

grass

tree



coat

t-shirt

book



bucket

cap

comb



grass

shamrock

runners



leaf

runners

bottles



mug

comb

hat



crayon

lime

plate



apple

paint

paper



hat

wool

bucket



chair

bricks

balloon



bricks

crayons

bottles



boots

gloves

buttons

# ANSWERS

Date:

Name:



shorts

coat

gloves



hat

car

paint



wool

cap

marker



ball

apple

lime



bucket

chair

boots



coat

button

grass



bow

ball

lime



mug

paint

scarf

# Green Things

Date:

Name:



# Green Things

Date:

Name:





Green Things

Date:

Name:



paper	coat	cap	paint	hat
comb	button	gloves	shamrock	bow
bag	mug	tree	apple	bricks
marker	wool	bucket	book	runners
leaf	lime	t-shirt	crayon	grass
bottles	ball	boots	chair	balloon

# ANSWERS

Date:

Name:



balloon



runners



leaf



cap



tree



wool



boots



book



shamrock



bag



ball



crayon

# ANSWERS

Date:

Name:



comb



coat



grass



apple



mug



bow



bottles



paint



bucket



button



marker



t-shirt

# ANSWERS

Date:

Name:



paper



gloves



lime



chair



hat



bricks

paper	coat	cap	paint	hat
comb	button	gloves	shamrock	bow
bag	mug	tree	apple	bricks
marker	wool	bucket	book	runners
leaf	lime	t-shirt	crayon	grass
bottles	ball	boots	chair	balloon



# Green Things

Date:

Name:

paper

comb

bag

marker

leaf

bottles

coat

button

mug

wool

lime

ball

# Green Things

Date:

Name:

cap

gloves

tree

bucket

t-shirt

boots

paint

shamrock

apple

book

crayon

chair

# Green Things

Date:

Name:

hat


bow

bricks




runners

grass


balloon




# Cut and paste:







# Cut and paste:



## For Your Information

This resource contains three different ways for you to assess green things vocabulary that pupils have learned:

1. Pupils highlight the correct answer out of the three options given for each picture (pages 1-3)
2. Pupils write the answer under each picture – all of the spellings are provided for them (pages 7-9)
3. Pupils cut and paste the pictures into the correct boxes beside the vocabulary (pages 13-17)

These resources could also be used as end of lesson activities rather than formal assessments.

## For Your Information

Thank you for downloading this Seomra Ranga resource. We hope that you find it practical and useful in your classroom.

Please be aware of the following conditions before using this resource.

### Please DO:

- Print and copy this resource so that you can use it with your pupils.
- Make this resource available to your pupils in a private enclosed online space eg. Google Classroom, Seesaw, Edublogs etc.
- Tell others if you have found it useful.

### Please DO NOT:

- Copy or share this resource (in part or whole) with others who have not joined our website. By becoming a member for themselves, they will help the site develop into the future.
- Make this resource available on your school website for anyone to download.
- Share this resource with participants on any sort of course
- Share this resource with other teachers in online groups eg. Facebook Groups, WhatsApp Groups etc.

Kind regards, Seomra Ranga

## Resources used in this file from:



<https://www.teacherspayteachers.com/Store/Hello-Literacy>



<https://www.teacherspayteachers.com/Store/Jax-And-Jake>



<https://www.teacherspayteachers.com/Store/Johnnys-Clipart>



**depositphotos**

<https://depositphotos.com/>