

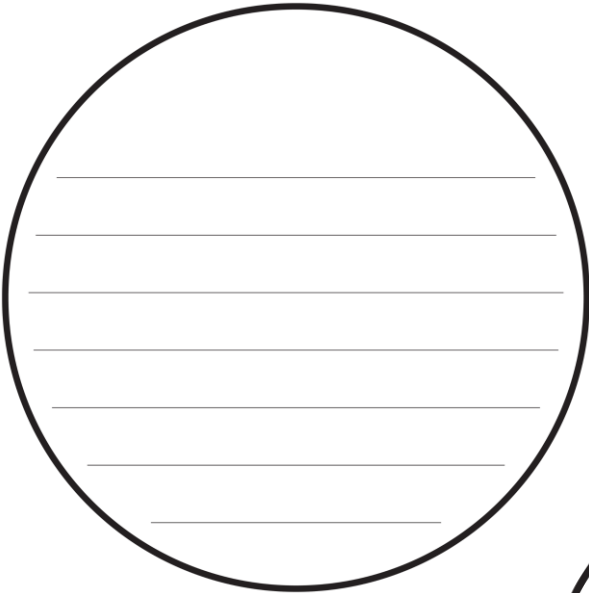
BREAKFAST

Always


FRESH




Biachlár Bricfeasta



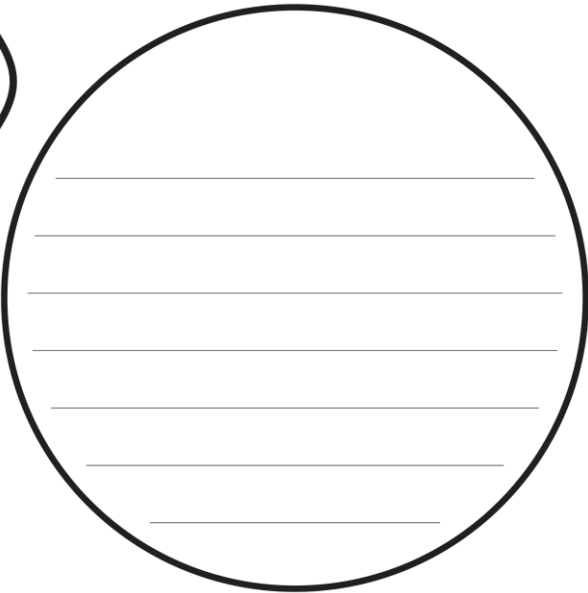
A circular writing area with horizontal lines for text.



A scalloped writing area with horizontal lines for text.

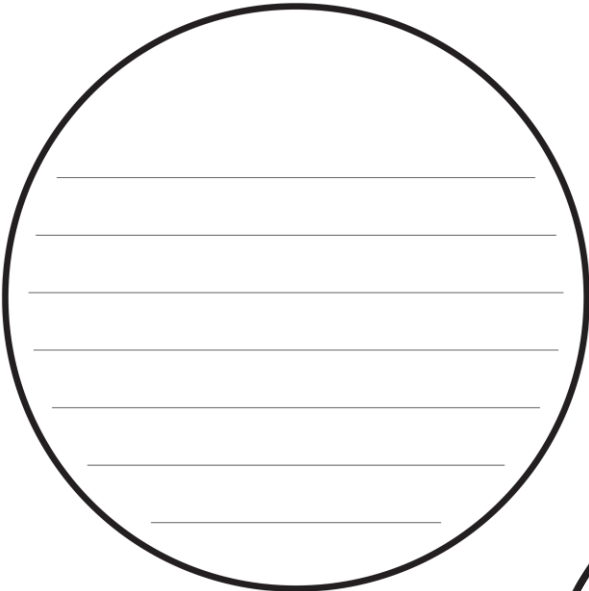


A scalloped writing area with horizontal lines for text.




A circular writing area with horizontal lines for text.


Biachlár Bricfeasta



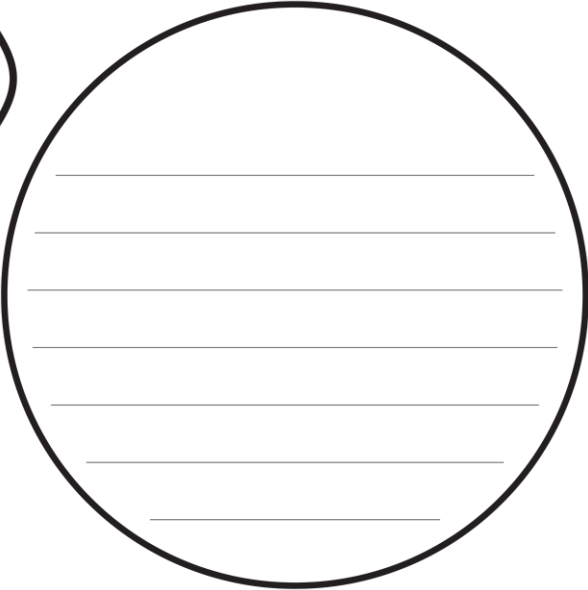
A large circular area with a black outline, containing ten horizontal lines for writing.



A large scalloped area with a black outline, containing ten horizontal lines for writing.

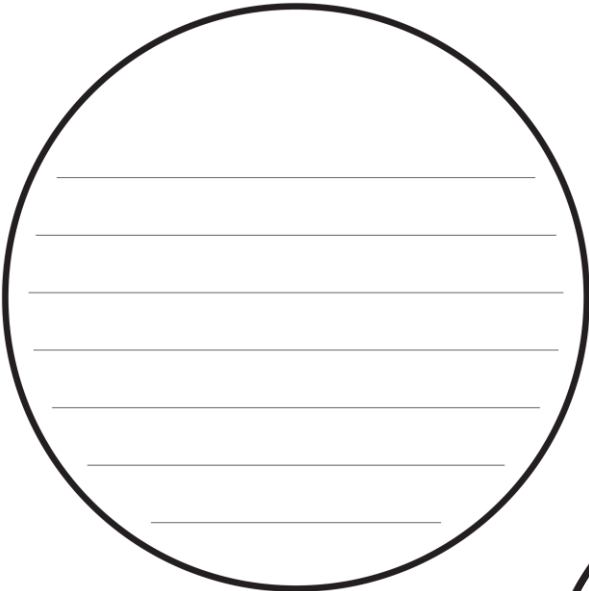


A large scalloped area with a black outline, containing ten horizontal lines for writing.




A large circular area with a black outline, containing ten horizontal lines for writing.


Biachlár Bricfeasta



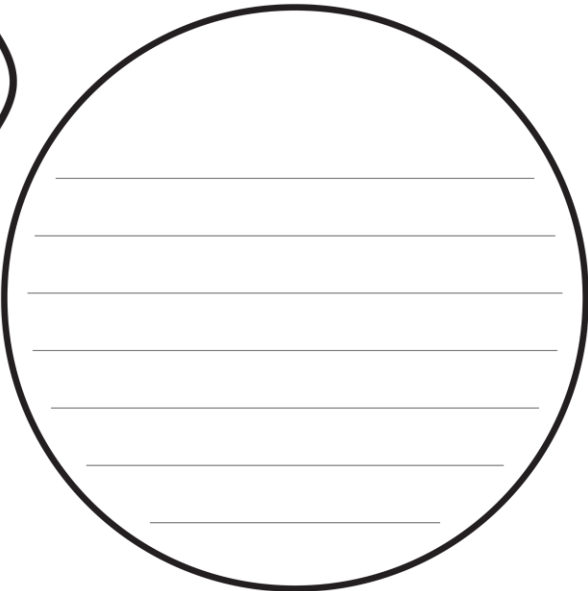
A large circular area with a black outline, containing ten horizontal lines for writing.



A large scalloped area with a black outline, containing ten horizontal lines for writing.



A large scalloped area with a black outline, containing ten horizontal lines for writing.



A large circular area with a black outline, containing ten horizontal lines for writing.

For Your Information

Thank you for downloading this Seomra Ranga resource. We hope that you find it practical and useful in your classroom.

Please be aware of the following conditions before using this resource.

Please DO:

- Print and copy this resource so that you can use it with your pupils.
- Make this resource available to your pupils in a private enclosed online space eg. Google Classroom, Seesaw, Edublogs etc.
- Tell others if you have found it useful.

Please DO NOT:

- Copy or share this resource (in part or whole) with others who have not joined our website. By becoming a member for themselves, they will help the site develop into the future.
- Make this resource available on your school website for anyone to download.
- Share this resource with participants on any sort of course
- Share this resource with other teachers in online groups eg. Facebook Groups, WhatsApp Groups etc.

Kind regards, Seomra Ranga

Resources used in this file from:



<https://www.teacherspayteachers.com/Store/Hello-Literacy>



<https://www.teacherspayteachers.com/Store/Jax-And-Jake>



<https://www.teacherspayteachers.com/Store/Hidesys-Clipart>



<https://depositphotos.com/>

To print this into a menu, select to print the PDF. In your Printer Preferences, select to print pages 1-4 and then select the Booklet option. This should print the pages two per page and back to back.