



PE Word Treasure Hunt










SET 2




Seomra Ranga

© Seomra Ranga 2022 www.seomraranga.com










TEAM A



TEAM B












TEAM C



TEAM D












TEAM E



TEAM F



Round 1



Round 1

c

l

a

s

s










r

o

o

m

Round 1



Round 1

s

t

a

f

f

r

o

o

m

Round 1

b



o



o



k



s



h



e







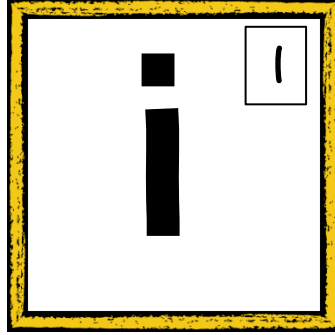
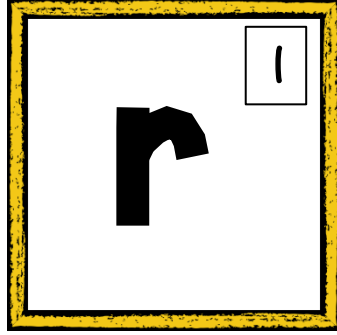
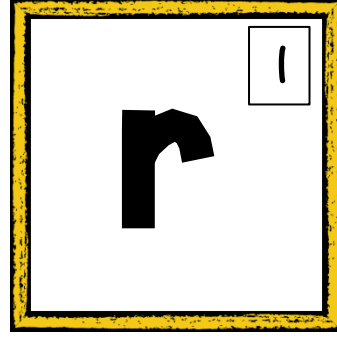
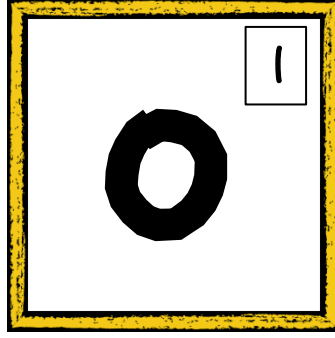

l



f



Round 1



Round 2

c

2

r

2

d

2

n

2

b

2

e

2

r

2

r

2

y

2

Round 2

b

2

l

2

u

2

e

2

b

2

e

2

r

2

r

2

y

2

Round 2

p 2

i 2

n 2

e 2

a 2

p 2

p 2

l 2

e 2

Round 2

n

2

e

2

c

2

t

2

a

2

r

2

i

2

n

2

e

2

Round 2

r

2

d

2

s

2

p

2

b

2

e

2

r

2

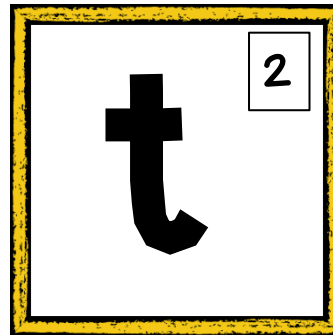
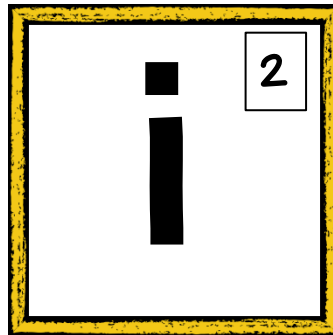
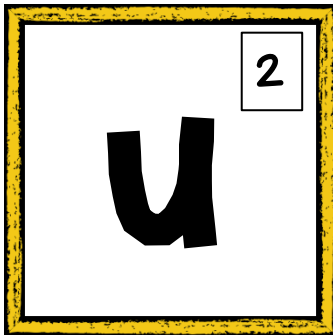
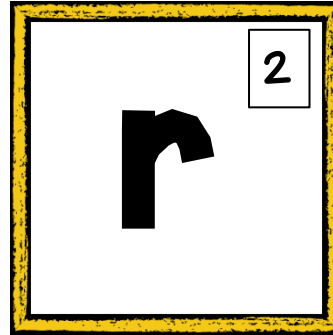

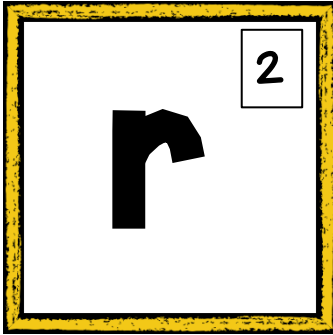
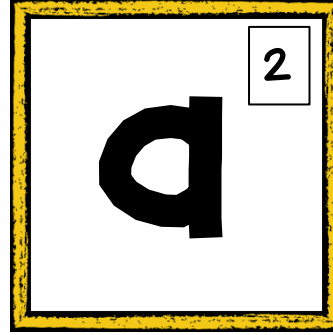
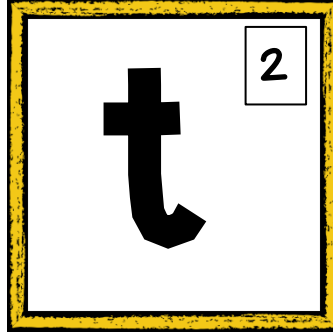

r

2

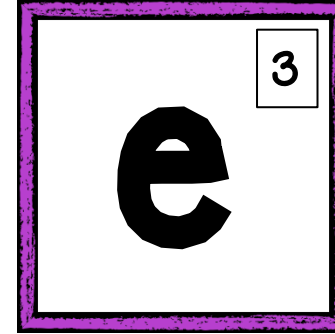
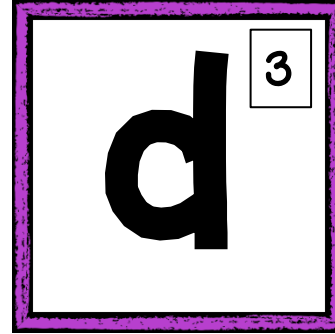







y

2

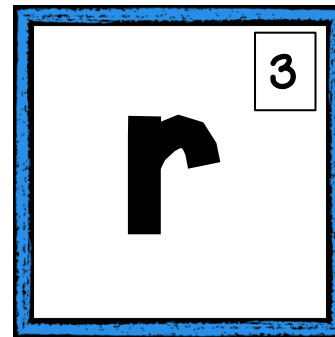
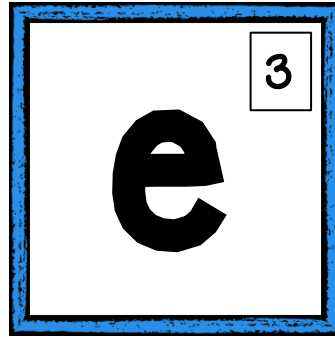
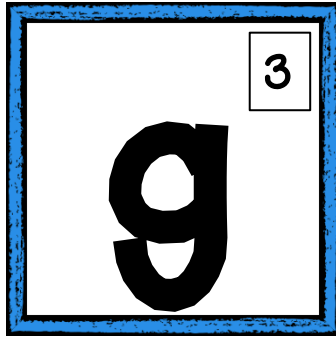
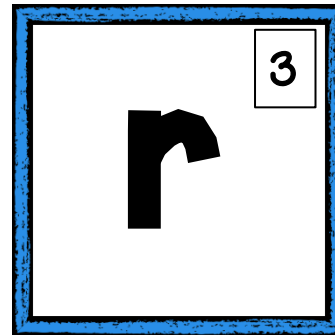





Round 2



Round 3



Round 3



Round 3

s

3

p

3

a

3

g

3

h

3

e

3

t

3

t

3

i

3

Round 3

c

3

h

3

o

3

c

3

o

3

l

3

a

3

t

3

e

3

Round 3

v

3

e

3

g

3

e

3

t

3

a

3

b

3

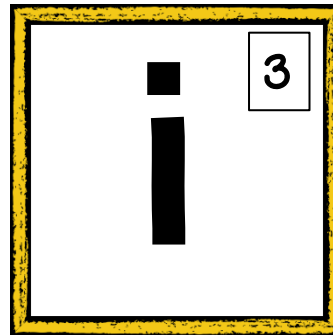

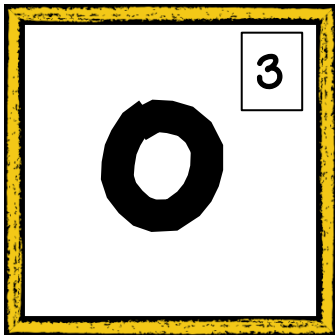
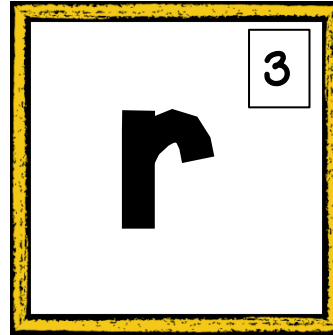
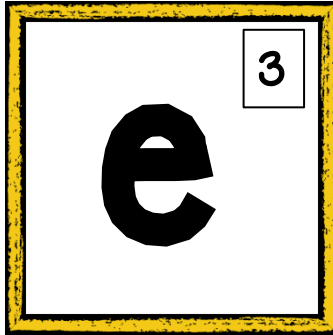


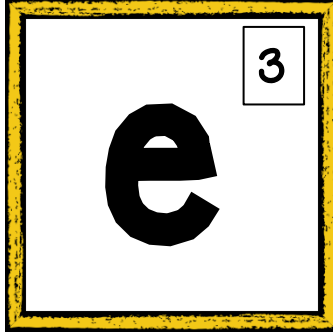

l

3

e

3

Round 3



Round 4

d

4

d

4

n

4

d

4

e

4

l

4

i

4

o

4

n

4

Round 4

b

4

u

4

t

4

t

4

e

4

r

4

c

4

u

4

p

4

Round 4

c

4

a

4

r

4

n

4

a

4

t

4

i

4

o

4

n

4

Round 4

m

4

d

4

y

4

f

4

l

4

o

4

w

4

e

4

r

4

Round 4

s

4

u

4

n

4

f

4

l

4

o

4

w

4









e

4

r

4

Round 4



Round 5

m

5

i

5

n

5

c

5

e

5

m

5

e

5

d

5

t

5

Round 5

o

5

r

5

n

5

q

5

m

5

e

5

n

5






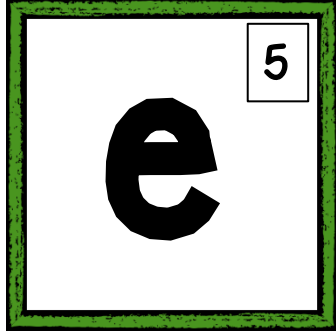
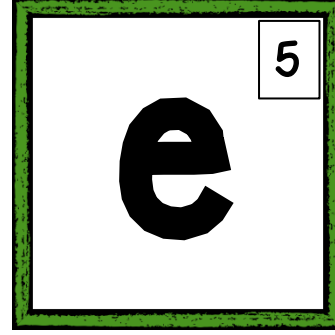


t

5


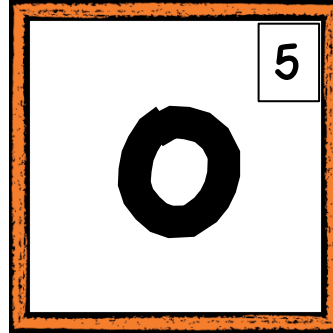







s

5

Round 5



Round 5



Round 5

f

5

i

5

r

5

e

5

p

5

l

5

a

5

c

5

e

5

Round 5

d 5

e 5

c 5

o 5

r 5

a 5

t 5

e 5

d 5

Round 6

w 6

e 6

s 6

t 6

m 6

e 6

a 6

t 6

h 6

Round 6

F

6

e

6

r

6

m

6

a

6

n

6

a

6

g

6

h

6

Round 6

C 6

d 6

s 6

t 6

l 6

e 6

b 6

a 6

r 6

Round 6

T

6

i

6

P

6

P

6

e

6

r

6

a

6

r

6

y

6

Round 6

w 6

d 6

t 6

e 6

r 6










f 6

o 6

r 6

d 6

Round 6



ANSWERS

Round 1 (school)

A: principal
B: classroom
C: schoolbag
D: staffroom
E: bookshelf
F: corridors

Round 2 (fruit)

A: cranberry
B: blueberry
C: pineapple
D: nectarine
E: raspberry
F: starfruit

Round 3 (food)

A: marmalade
B: hamburger
C: spaghetti
D: chocolate
E: vegetable
F: pepperoni

Round 4 (flowers)

A: dandelion
B: buttercup
C: carnation
D: mayflower
E: sunflower
F: daffodils

Round 5 (Christmas)

A: mincemeat
B: ornaments
C: greetings
D: tradition
E: fireplace
F: decorated

Round 6 (Counties)

A: Westmeath
B: Fermanagh
C: Castlebar (Co. town)
D: Tipperary
E: Waterford
F: Roscommon

How to Play

1. Divide your class up into teams – I have allowed for up to six teams. Place a laminated baseboard on the ground in front of each team.
2. Place nine cones around your space (hall, yard or pitch). Depending on age group, place the cones at a further distance for older pupils.
3. Place one of each small laminated coloured letter under each cone eg one blue/green/orange/purple/red/yellow random letter goes under each of the nine cones.
4. The player at the top of each group has to run to a cone, take a letter of the same colour that matches the team base board, replace the cone and run back to their team with that letter. Each player takes a turn to run to a cone to get a letter for their team.
5. When all nine letters have been collected, the team must rearrange the letters to make the nine-letter word.
6. The first team to complete the nine letter word is the winner.

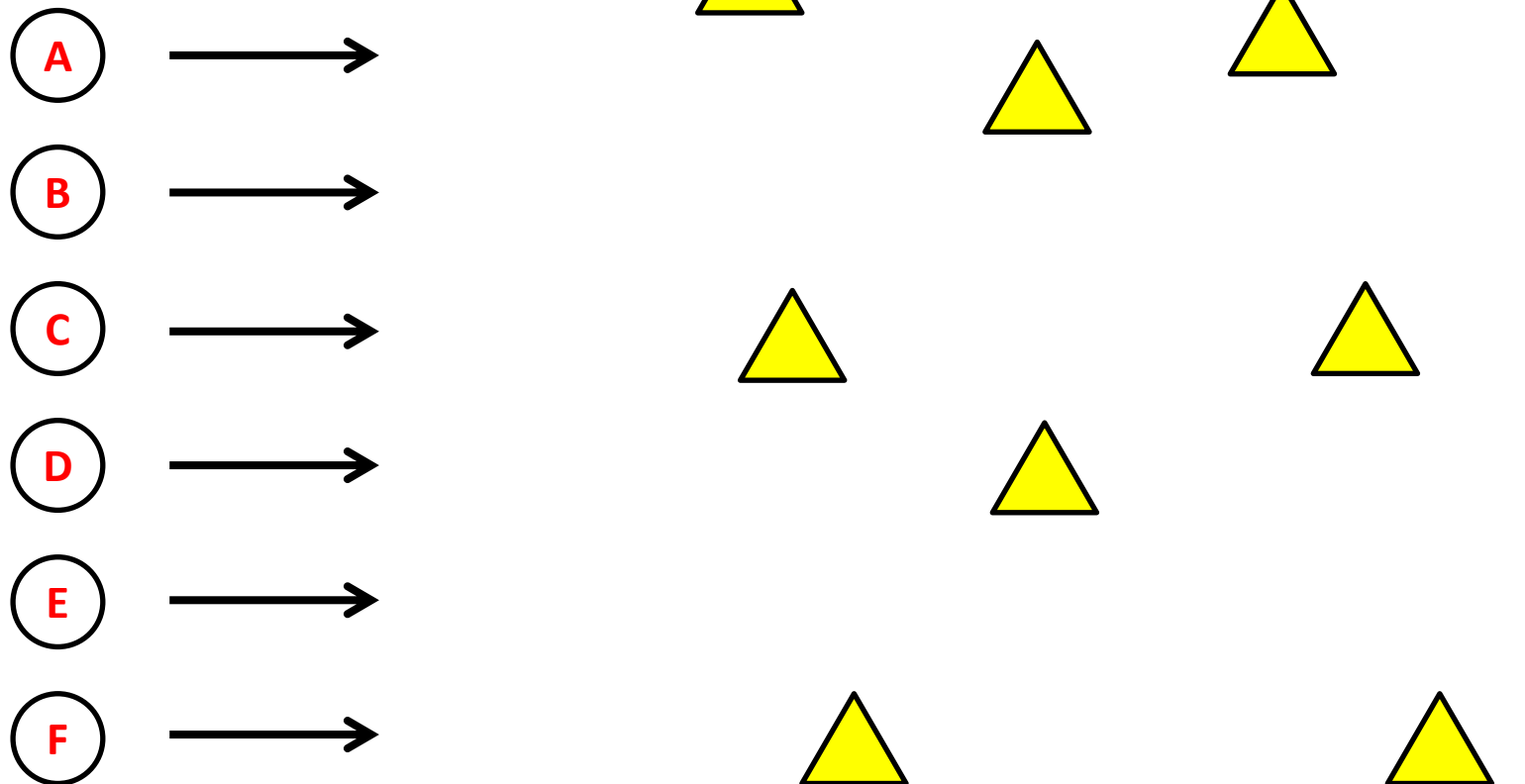


How to Play

7. It's important for the rest of the team who are not running to pay attention to which cones have been visited by other members of their team, so as not to waste time running to the same cone.
8. If a player returns to their team with a colour letter not belonging to their team, that player has to return that letter to its cone and collect a letter from a different cone.
9. A player may only collect one letter at a time.
10. You could also have decoy cones with no letters underneath them.
11. To make the game harder, you could move the cones further away.
12. The resource allows for six rounds of this game, with different words to be found for each round. Tell the pupils the word theme for each round so as to assist them in solving the word.
13. To see if pupils are paying attention, you could give them a different colour base board for each round of the game.
14. This game involves teamwork, strategy and problem solving and hopefully the pupils will enjoy it.



How to Play



For Your Information

Thank you for downloading this Seomra Ranga resource. We hope that you find it practical and useful in your classroom.

Please be aware of the following conditions before using this resource.

Please DO:

- Print and copy this resource so that you can use it with your pupils.
- Make this resource available to your pupils in a private enclosed online space eg. Google Classroom, Seesaw, Edublogs etc.
- Tell others if you have found it useful.

Please DO NOT:

- Copy or share this resource (in part or whole) with others who have not joined our website. By becoming a member for themselves, they will help the site develop into the future.
- Make this resource available on your school website for anyone to download.
- Share this resource with other teachers in online groups eg. Facebook Groups, WhatsApp Groups etc.

Kind regards, Seomra Ranga

Resources used in this file from:




<https://www.teacherspayteachers.com/Store/Whimsy-Clips>



<https://www.teacherspayteachers.com/Store/Hello-Literacy>



<https://www.teacherspayteachers.com/Store/Kb-Connected>



<https://www.teacherspayteachers.com/Store/Educlips>



Seomra Ranga

© Seomra Ranga 2022 www.seomraranga.com