

# Weather Bingo



Sunshine



Lightning



Cloud



Rain



Hail



Drought

Card 1

# Weather Bingo



Tornado



Wind



Rainbow



Flood



Frost



Fog

Card 2

# Weather Bingo



Cloud



Fog



Rain



Tornado



Flood



Lightning

Card 3



# Weather Bingo




Drought



Sunshine



Tornado



Rainbow



Cloud



Frost

Card 4

# Weather Bingo



Rain



Rainbow



Fog



Frost



Wind



Hail

Card 5



# Weather Bingo



Lightning



Wind



Sunshine



Drought



Hail



Flood

Card 6



**Sunshine**



**Lightning**



**Cloud**



**Rain**



**Hail**



**Drought**





**Tornado**



**Wind**



**Rainbow**



**Flood**





**Frost**



**Fog**









# Weather Bingo

Educational bingo games are a great way for pupils to learn so many different skills. This bingo game is based around different types of weather. Bingo games help with listening skills, visual discrimination, group work, turn taking and the reinforcement of the learning content of that particular bingo game.

This bingo game contains six different bingo cards, so it would be useful for Station Teaching or small group work. Two ways of playing the bingo game are included – using either picture matching or labelled picture matching.

Print out, cut up and laminate bingo cards 1-6 for the pupils. Cut out, print and laminate multiple copies of the images on either pages 7/8 or 9/10, depending on which game you want to play. Place the deck of cards upside-down in the centre of the group. Each pupil in turn selects a card from the top of the deck. If they have that labelled weather image on their card, they place the selected card on top of it. The first pupil to cover all six images on their card wins the game.

Alternatively, just print and laminate one copy of either the images on pages 7/8 or 9/10. Place the deck of cards in the centre of the group. When a pupil selects a card with the same image as one on their own card, they cover their image with a counter or small cube and return the card to the bottom of the deck.



## Resources used in this file from:



<https://www.teacherspayteachers.com/Store/Hello-Literacy>

TextGiraffe

<https://www.textgiraffe.com/>



<https://depositphotos.com/>