

# An Aimsir Biongó



Grian



Tintreach



Scamail



Báisteach



Cloichshneachta



Triomach

Cárta 1

# An Aimsir Biongó



Tornádó



Gaoth



Bogha Báistí



Tuile



Sioc



Ceo

Cárta 2

# An Aimsir Biongó



Scamail



Ceo



Báisteach



Tornádó



Tuile



Tintreach

Cárta 3



# An Aimsir Biongó




Triomach



Grian



Tornádó



Bogha Báistí



Scamail



Sioc

Cárta 4

# An Aimsir Biongó



Báisteach



Bogha Báistí



Ceo



Sioc



Gaoth



Cloichshneachta

Cárta 5



# An Aimsir Biongó



Tintreach



Gaoth



Grian



Triomach



Cloichshneachta



Tuile

Cárta 6



Grian



Tintreach



Scamaill



Báisteach



Cloichshneachta



Triomach





Tornádó



Gaoth



Bogha Báistí



Tuile





Sioc



Ceo









# An Aimsir Biongó

Educational bingo games are a great way for pupils to learn so many different skills. This bingo game is based around different types of weather. Bingo games help with listening skills, visual discrimination, group work, turn taking and the reinforcement of the learning content of that particular bingo game.

This bingo game contains six different bingo cards, so it would be useful for Station Teaching or small group work. Two ways of playing the bingo game are included – using either picture matching or labelled picture matching.

Print out, cut up and laminate bingo cards 1-6 for the pupils. Cut out, print and laminate multiple copies of the images on either pages 7/8 or 9/10, depending on which game you want to play. Place the deck of cards upside-down in the centre of the group. Each pupil in turn selects a card from the top of the deck. If they have that labelled weather image on their card, they place the selected card on top of it. The first pupil to cover all six images on their card wins the game.

Alternatively, just print and laminate one copy of either the images on pages 7/8 or 9/10. Place the deck of cards in the centre of the group. When a pupil selects a card with the same image as one on their own card, they cover their image with a counter or small cube and return the card to the bottom of the deck.



## Resources used in this file from:



[https://www.teacherspayteachers.com/  
Store/Hello-Literacy](https://www.teacherspayteachers.com/Store/Hello-Literacy)

TextGiraffe

<https://www.textgiraffe.com/>



depositphotos

<https://depositphotos.com/>