

Hallowe'en Line-Ups

This resource focuses on ordinal numbers and positional language which can pose some difficulties for younger pupils and SEN pupils.

This pack includes four worksheets for pupils to practise these essential skills. Hallowe'en images have to be cut, practising fine motor skills, and placed in the correct positions using the instructions.

The worksheets include language like first, last, third, before, beside, between.

If the pupils are able, they can read the instructions independently and follow the directions. Alternatively, the teacher can read the directions aloud and pupils follow the directions accordingly.

Hallowe'en Line-Ups 01

--	--	--	--	--	--

1. The eye is first in line.

2. The pumpkin is third in line.


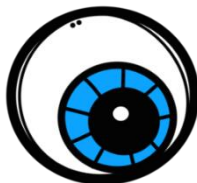
3. The ghost is next to the eye

4. The sweet is last in line.

5. The cat is beside the sweet.

6. The web is between the cat and the pumpkin.

Cut out
these
pictures



Hallowe'en Line-Ups 02

--	--	--	--	--	--

1. The moon is last in line.

2. Frankenstein is third in line.

3. The spider is next to the moon.

4. The witch is first in line.

5. The cat is beside Frankenstein.

6. The jar is between Frankenstein and the witch.

Cut out
these
pictures



Hallowe'en Line-Ups 03

--	--	--	--	--	--

1. The witch is fifth in line.

2. The sweet is first in line.

3. The cat is last in line.

4. The pumpkin is after the sweet.

5. The spider is before the witch.

6. The web is between the spider and the pumpkin.

Cut out
these
pictures



Hallowe'en Line-Ups 04

--	--	--	--	--	--

1. The witch is second in line.

2. Frankenstein is last in line.

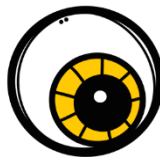
3. The jar is after the witch.

4. The eye is before Frankenstein.

5. The cat is before the witch.

6. The spider is between the jar and the eye.


Cut out
these
pictures



Resources used in this file from:



[https://www.teacherspayteachers.com/
Store/Hello-Literacy](https://www.teacherspayteachers.com/Store/Hello-Literacy)



[https://www.teacherspayteachers.com/
Store/Chirp-Graphics](https://www.teacherspayteachers.com/Store/Chirp-Graphics)



[https://www.teacherspayteachers.com/
Store/Krista-Walden-Creative-Clips](https://www.teacherspayteachers.com/Store/Krista-Walden-Creative-Clips)



[https://www.teacherspayteachers.com/
Store/Johnnys-Clipart](https://www.teacherspayteachers.com/Store/Johnnys-Clipart)