

How to Choose Books













What to Pick?


Encourage your child to read all kinds of books and reading material: stories, information books, comics, computer games, manuals, joke books, pop-up books, puzzle books, eBooks, online books. Move from short chapter books with pictures to longer chapter books as they become better readers.

Who Can Help?

Let your child choose. Don't worry if they sometimes want to read books you think they have out-grown. Children are more likely to read a book if they have picked it themselves. Speak to the class teacher to get some advice on which books to choose. Ask the librarian or bookseller to help you choose.

Worthy Things To Do With Books


-  Swap a book with a friend
-  Read to someone
-  Make a book as a present
-  Write an extra chapter for your favourite book
-  Learn about something new by reading a book on it
-  Take a book on a journey to make it less boring
-  Visit your library
-  Read the same book over and over again
-  Read a new book by an author you have never encountered before
-  Read all the books your favourite author has written
-  Re-design the cover of your favourite book
-  Recommend a book to a friend



Seomra Ranga

The Primary
Education Hub

info@seomraranga.com



How to Encourage Your Child to Read

Read Yourself:

Show a good example by reading for fun and talking about the reading you do at work and at home: books, newspapers, magazines, letters etc.

Keep Books at Home:

Let your child know that books are a part of your life.

Keep Books Safe:

Make your child their own special place to keep their books in their bedroom.

Visit the Local Library:

It's free to join! As well as taking out story books, use visits to the library as a time to find books about your child's hobbies and interests: pets, football, music, bikes etc. Use the Borrow Box app to borrow eBooks from the library.

Make a Time to Read:

Set aside a time to read for the family – after school or before bedtime. Encourage independent reading but don't be afraid to still tell or read a bedtime story.

Don't just read books:

Encourage your child to read newspapers, TV Guides, comics and magazines.

Reading to Get Information:

Ask your child to get information from the Internet, Cookery Books, brochures etc.

Talk about Books:

Talk to your child and their friends about why they chose a book and their preferences. Talk about the books you like to read.

Read With Younger Children: Encourage them to read to other members of the family: brothers and sisters, cousins etc.













Keep in Touch with School:


Make sure your child has books to read. Ask the teacher for advice on suitable books. Make a regular time slot of about ten minutes every day to listen to them read. Talk to the class teacher about your child's reading.

How to Help with Reading

- Be Positive:** Praise your child for trying hard with their reading. Let them know it's alright to make mistakes.
- Turn Off the TV/Mobile Devices:** With no distractions, you can concentrate properly on the reading and enjoy the reading together.
- Give Them Time:** Let them make a guess before you tell them the word. Let them read to the end of the line before correcting their mistakes.
- Spot Words Inside Words:** Help them to spot words they know within larger more complicated words.
- Read On, Then Go Back and Guess:** Read the sentence through to the end, then go back and guess the difficult word.
- Don't Make Them Try Too Hard:** It doesn't matter if you have to tell them the word sometimes.
- Let Them Read Their Favourites:** Don't worry if they want to read the same books over and over, or stick to the one type of book. If they are really stuck, ask the teacher or librarian to suggest something they might like.
- Make the Story Come to Life:** Encourage your child to read with expression. This will help them to read more fluently.
- Ask Lots of Questions About the Story:**
 What would you have done if you were?
 Does this book remind you of anything that has happened to you?
 Which is your favourite character?
 Does this story remind you of any others you have read?
 Can you guess what is going to happen next?
- Use a Dictionary:** Buy a family dictionary and use it to check the meaning of new words. Alternatively, use an online dictionary.
- Read Their Own Written Work:** Encourage your child to read back over their own written work to make sure it makes sense.
- Don't Read for Too Long:** You don't want to put the child off reading. A good ten minutes is better than a difficult half hour.
- Make it Regular:** Ten minutes every night is much better than an odd hour once in a while.

Make Reading Fun

-  Buy books or book tokens as presents.
-  Buy comics and magazines after school instead of sweets.
-  Have a laugh reading joke books.
-  Encourage your child to make their own books about any subject that interests them.
-  Spend time chatting about books and stories.
-  Let children play on the computer/laptop/tablet using a word processing package.
-  Buy an interactive eBook that the children can read on the computer/laptop/tablet.
-  Play word games – scrabble, crosswords, word searches etc.
-  Make shopping lists and read recipes to cook things together.
-  Write stories and poems together.
-  Listen to audio books.
-  Watch film and TV versions of books and discuss how it compares to the written word.



Images used from:

<https://www.teacherspayteachers.com/Store/Krista-Wallden-Creative-Clips>