

How to Choose Books













What to Pick?


Encourage your child to read all kinds of books and reading material: stories, information books, comics, computer games, manuals, joke books, pop-up books, puzzle books, eBooks, online books. Move from short chapter books with pictures to longer chapter books as they become better readers.

Who Can Help?

Let your child choose. Don't worry if they sometimes want to read books you think they have out-grown. Children are more likely to read a book if they have picked it themselves. Speak to the class teacher to get some advice on which books to choose. Ask the librarian or bookseller to help you choose.

Worthy Things To Do With Books

-  Swap a book with a friend
-  Read to someone
-  Make a book as a present
-  Write an extra chapter for your favourite book
-  Learn about something new by reading a book on it
-  Take a book on a journey to make it less boring
-  Visit your library
-  Read the same book over and over again
-  Read a new book by an author you have never encountered before
-  Read all the books your favourite author has written
-  Re-design the cover of your favourite book
-  Recommend a book to a friend




Reading Tips For Parents

April 2020

Seomra Ranga

**The Primary
Education Hub**

info@seomraranga.com



How to Encourage Your Child to Read

Read Yourself:

Show a good example by reading for fun and talking about the reading you do at work and at home: books, newspapers, magazines, letters etc.

Keep Books at Home: Keep Books Safe:

Let your child know that books are a part of your life. Make your child their own special place to keep their books in their bedroom.

Point Out Words Around You : Help your child to read the words around them: on food packets in the supermarket, on buses, in newspapers, in recipes.

Visit the Local Library:

It's free to join! All libraries have children's sections with plenty of suitable and age appropriate reading material. Use the Borrow Box app to borrow eBooks from the library.

Make a Time to Read:

Why not have a bedtime story every night? Encourage your child to join in reading with you.

Let Everyone Help:

Encourage your child to read with other people: grandparents, brothers and sisters, aunts and uncles.

Peer Reading:


Read a book together - agree that you both read every second line or every second page. The focus should be on the enjoyment of the story.

Keep in Touch with School:

Make sure your child has books to read. Ask the teacher for advice on suitable books. Make a regular time slot of about ten minutes every day to listen to them read. Talk to the class teacher about your child's reading.

How to Help with Reading

- Be Positive:** Praise your child for trying hard with their reading. Let them know it's all right to make mistakes.
- Turn Off the TV/Mobile Devices:** With no distractions, you can concentrate properly on the reading and enjoy the reading together.
- Give Them Time:** Let them make a guess before you tell them the word.
- Help Them Get the First Sound:** Help them to get the first letter and try to sound the words out.
- Use the Pictures:** Help them to look at the pictures for clues.
- Point with a Finger:** Encourage them to follow the words with their finger, with a left to right orientation, until they become more confident readers.
- Don't Make Them Try Too Hard:** It doesn't matter if you have to tell them the word sometimes.
- Let Them Read Their Favourites:** Don't worry if they want to read the same books over and over. It's good practice.
- Ask Lots of Questions About the Story:** Check they understand the story they have read by asking them questions about what has happened. See if they remember what they read last time. As well as asking literal questions about the story, don't forget to ask questions where the child has to make judgements and predictions about the text.
- Start Writing:** Encourage them to read back their own writing.
- Don't Read for Too Long:** A good ten minutes is better than a difficult half hour!
- Make it Regular:** Ten minutes every night is much better than an odd hour once in a while.



Make Reading Fun

- Buy books or book tokens as presents.
- Buy comics and magazines after school instead of sweets.
- Have a laugh reading joke books.
- Make your own books together. Write words and draw pictures for them.
- Play alphabet games and try to think of a word for every letter of the alphabet.
- Spend time chatting about books and stories.
- Have alphabet magnets on the fridge and make words together.
- Tell stories with favourite teddies and toys.
- Make up stories about your child.
- Buy an interactive eBook that the children can read on the computer.
- Play I-Spy.
- Make shopping lists and read recipes to cook things together.
- Write stories and poems together.
- Listen to audio books – they are great for car journeys.
- Play rhyming word games – how many rhyming words can you find?

Images used from:


<https://www.teacherspayteachers.com/Store/Krista-Wallden-Creative-Clips>